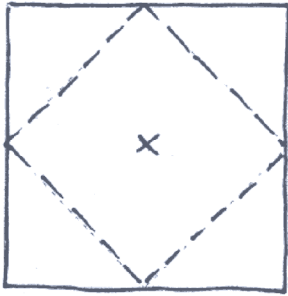


Home made boxes

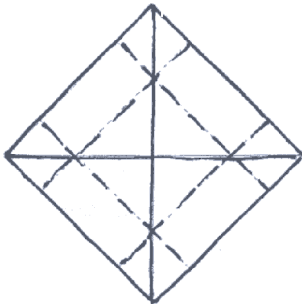
A card about 15cm square will make a box about 5cm square

Put card face down. Mark centre point by where diagonals cross. Fold each corner in turn to exactly the centre point.

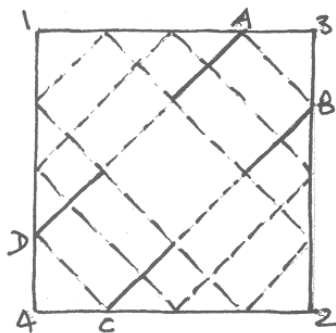


You should now have a double thickness diamond shape with all four original corners meeting in the middle.

Next make four creases through the double layer of card by folding each straight edge in to meet the midpoint and then opening out again before folding next edge.



Now unfold the whole card again and cut the four slots marked A, B, C and D along the crease lines. Be careful not to cut into the central diamond -this will be the base of your box.



Finally make into box shape by first folding in corners 1 and 2 to the very centre, allowing points A & B and C & D to make side walls and then folding corners 3 and 4 over the sides to hold in place.